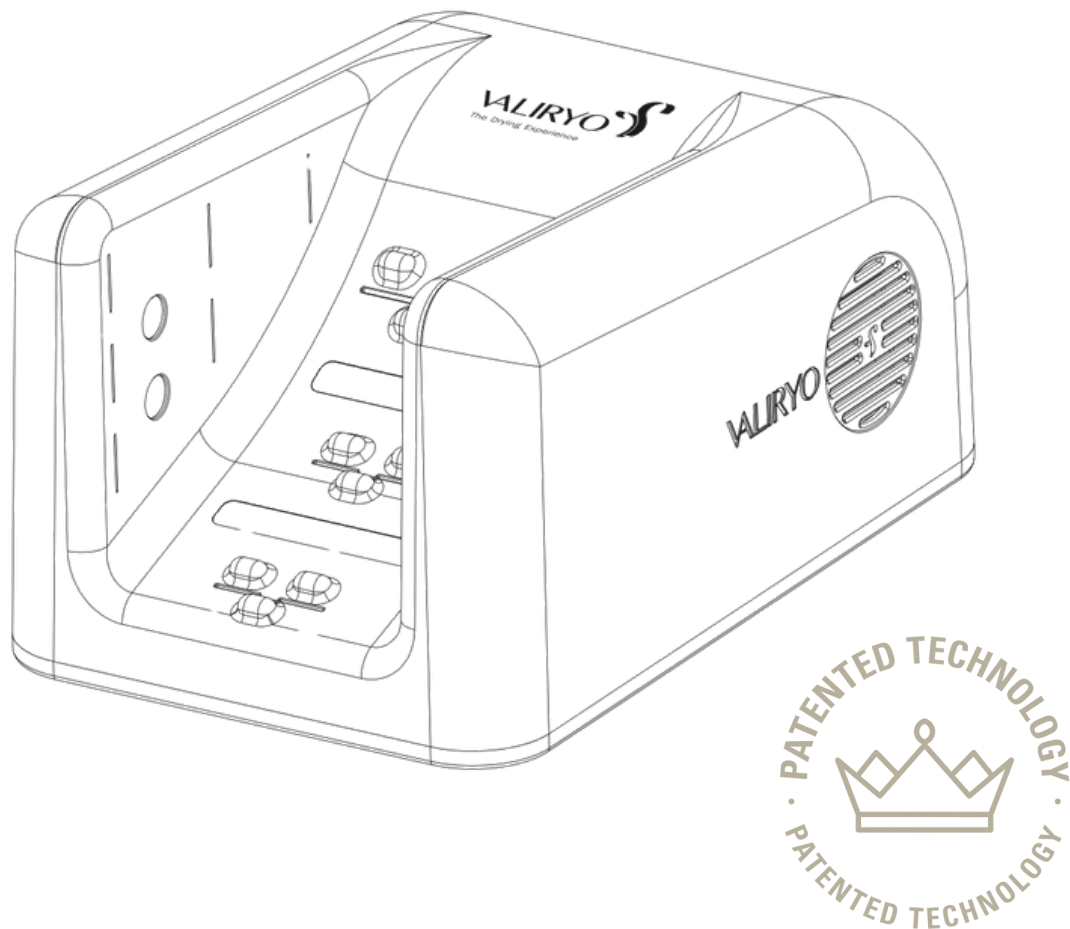


User Manual



Feet Dryer Valiryo FD Airsword 270°



Thank you for trusting Valiryo!

You have acquired the first and only foot dryer specialized on the market:
complete drying without the need to bend over.

The product has been entirely designed by our team of engineers in collaboration with renowned podiatrists. At Valiryo, all our products are designed following the principles of universal accessibility for everyone and environmental responsibility.

In this manual, you will find all the information related to our product so that you can fully enjoy the drying experience.

INDEX

Discover its features and benefits	Page 1
Unboxing: product presentation	Page 2
Setup and usage instructions	Page 3
Cleaning and maintenance tips	Page 4
Technical data	Page 5
Safety warnings	Page 6
Explore other products and contact Valiryo	Page 7

Discover its features and benefits

Our foot dryer uses our advanced Air Sword technology, which provides a powerful, enveloping airflow to ensure fast and thorough drying of each foot. It is automatically activated when you insert your foot into the drying zone, offering a touch-free, uninterrupted experience.

Valiryo places great importance on foot drying, combining cutting-edge technology, hygienic benefits, and ease of use for people of all ages and abilities. Say goodbye to towel friction and foot moisture.



DRY AND RELAXED

With Valiryo, you can avoid fungus, irritation, and unpleasant odors caused by moisture on your feet. Plus, you'll experience a new sense of well-being, enjoying more relaxed feet.



GREATER HYGIENE

Valiryo features an antibacterial additive in its paint, along with ultraviolet light that helps reduce the growth of microorganisms, including bacteria, viruses, and other pathogens.



ERGONOMIC DRYING

Our foot dryer allows you to dry your feet completely without the need to bend down, and it can be used both sitting or standing, making it ideal for individuals with limited mobility.



GREATER EFFICIENCY

Thanks to its advanced technology, enveloping foot drying design, and powerful motor, it achieves a quicker drying time, resulting in reduced energy consumption.



Light Green



Black Matte



Grey Gloss



Light Pink



White Gloss

Unboxing: product presentation

What should the box contain?

The box contains exclusively the feet dryer, properly protected for transport. The dryer is ready to be plugged in (with a 180 cm power cord) to your home electrical system and used in your country. We offer different versions adapted to each market.

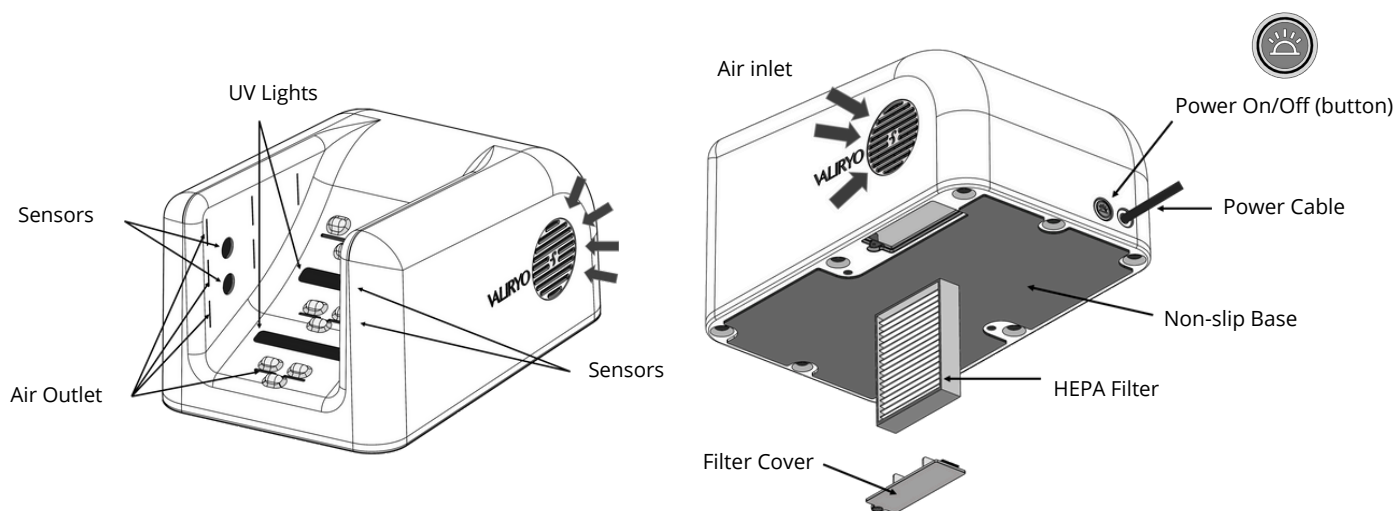
Additionally, the box includes a startup document with a QR code, allowing you to access our website, download this manual in your preferred language, and view other information about the foot dryer.

Please make sure to inspect the product as soon as you receive it to ensure it hasn't been damaged during transport. It is also important to keep the box for a few days in case you need to return the product.

Discover the different components of our feet dryer

Our feet dryer is a single compact unit. Below, we present two diagrams showing its different parts so you can identify the components: power cord adapted to your territory, proximity sensors, UV lights, air diffusers, and air filter.

It is important to leave a minimum free space of at least 50 mm on the air intake side of the device (right side).



Setup and usage instructions

How do I choose the installation location for the feet dryer?

The feet dryer does not require installation. It is a wellness device that only needs to be plugged into an electrical outlet. Our recommendation is to find a fixed location to avoid the inconvenience of moving it constantly, depending on the main use:

- A dry area in the bathroom where there is no risk of heavy splashes.
- Other areas in the home: bedroom, dressing room, entryway, etc...
- Spa area, gym, or poolside.

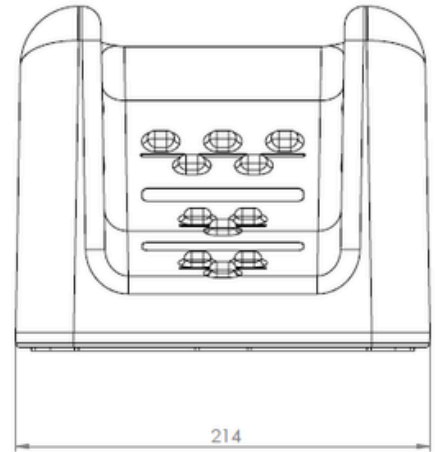


How to start the feet dryer?

Once positioned in the most suitable location, simply plug it into the electrical outlet to turn it on. **The dryer automatically activates through an infrared optical sensor located around the drying area.** It turns on when you place your foot within the air outlet perimeter.

Additionally, the UV lights turn on when the foot is detected in the drying zone for extra hygiene. At the back (see component diagram), there is a button to turn these lights on or off. To prevent unnecessary energy consumption, the dryer automatically shuts off 180 seconds after activation.

Cleaning and maintenance tips



How is it recommended to clean the device?

Valiryo recommends cleaning the surface with a damp microfiber cloth. The use of harsh cleaning products is not recommended.

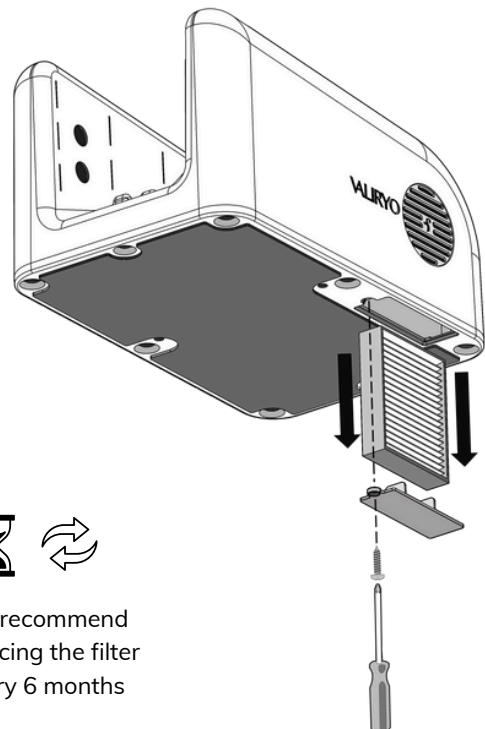
Does the device require any maintenance?

To maintain optimal performance, we recommend replacing the filter every 6 months. You can purchase replacement filters on our website.

How to replace the filter?

The filter replacement process is simple. Just follow these steps:

1. Remove the filter casing by unscrewing it carefully..
2. Take out the old filter and place a new one in its position.



For any inquiries, contact us:

info@valiryo.com



We recommend
replacing the filter
every 6 months

Technical data

Manufacturing

- **Coating Material:** ABS
- **Antibacterial:** contains an additive in the paint to prevent its proliferation
- **Base material:** non-slip silicone
- **Number of diffusers:** 19
- **UV light:** 395-405 nm, fully safe for the skin
- **Water entry protection:** IP53
- **HEPA filter:** captures 99.9% of particles

Operation

- **Drying technology:** Air Sword Drying
- **Proximity sensor:** Active IR
- **Drying time:** 12 seconds
- **Acoustic power level:** 70 dB (A)
- **Lockout time:** 180 seconds
- **Airflow rate:** 59 m3/h

Voltage

- **Input Voltage/Frequency:**
 - **Model 110:** 100-127 V 50-60 Hz
 - **Model 220:** 200-240 V 50-60 Hz
- **Standby Power Consumption:** Less than 1W
- **Motor Power:** 1200W
- **Heater Type:** None



Dimensions	CM / KG	IN / LB
Length (L)	33,5 cm	13.19 in
Height (H)	17,8 cm	7.01 in
Width (W)	21,4 cm	8.43 in
Weight	3,5 Kg	7.71 lb

Standard Warranty

- **2-year warranty**

SAFETY WARNING

Please read this section carefully!

If this device is not used correctly, it could cause serious personal injury or property damage. The manufacturer is not responsible for misuse of the equipment. Unauthorized tampering with the device will void the warranty.

- DO NOT block or obstruct the air inlet and outlet slots.
- DO NOT allow children or adults to climb on the device, as this could damage it.
- For repairs or adjustments:
 - Disconnect the equipment from the power source before performing any repairs.
 - Repairs must be carried out by an authorized service center.
 - If the cable is damaged, it must be replaced by the manufacturer, a service agent, or qualified personnel to avoid risks.
- Do not attempt to modify the equipment without authorization, as it could cause fires, electric shocks, or accidents.
- It is essential to protect the device and comply with local electrical safety regulations. Consult your installer if you have any doubts.
- DO NOT use the device in the presence of gases, explosives, or flammable objects. The surfaces of the equipment may become hot if used intensively.
- WARNING: Do not use this appliance near bathtubs, showers, basins or other vessels containing water.
- POWER CORD SAFETY WARNING: If the power cord is damaged, it must be replaced by the manufacturer, its after-sales service, or similarly qualified personnel in order to avoid a hazard.
- Model 110: Must be installed within a voltage range of 100–127V.
- Model 220: Must be installed within a voltage range of 220–240V.
- This appliance incorporates an earth connection for functional purposes.

Use by children and individuals with reduced capabilities

This device can be used by children aged 8 and above and by persons with reduced physical, sensory or mental capabilities or lack of experience and knowledge if they have been given proper supervision or instruction concerning the safe use of the device and understand the hazards involved.

Children must not play with the device. Cleaning and user maintenance must not be carried out by children without supervision.



ISO 7010-P026 – Do not use this device near bathtubs, showers, basins or other vessels containing water.

This safety symbol indicates that the device must not be used in or near a bathtub, shower, or any water-filled reservoir.

Its purpose is to prevent electrical hazards and ensure user safety by avoiding exposure to environments with high moisture or direct contact with water.

Always follow this warning to reduce the risk of electric shock or equipment malfunction. Use the device only in dry, suitable conditions as indicated in the installation guidelines.

Explore other products and contact Valiryo

VALIRYO Body Dryer

Valiryo is an innovative body dryer designed for installation in the shower (IP56), allowing you to exit completely dry thanks to the air expelled by its numerous diffusers.

In this way, it turns an uncomfortable routine into a more hygienic, safe drying experience with added benefits for your skin and well-being. For all these reasons, Valiryo is ideal for people with skin conditions as well as those with mobility limitations.

Additionally, Valiryo is perfect for businesses such as hotels, nursing homes, spas, gyms, and any other location where it facilitates drying and replaces the need for towels.



Hand Dryer Valiryo HD Airsword 2x360°

A new concept in hand dryers with our Air Sword 360°x2 technology, featuring a unique drying zone for each hand. This way, we achieve truly complete drying with enhanced ergonomics and efficiency. Additionally, it includes UV light for reinforced hygiene.

Valiryo Technologies SL - Headquarter

Polígono Industrial Comarca II. Calle F, 14 Planta 2
31191. Barbatáin. Navarra. ESPAÑA

Email contact: info@valiryo.com